

PlanUp



Toolbar References

Website: www.planup.co.uk

Email: support@planup.co.uk

Tel: 03458 678 222






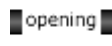









Top Toolbar Reference



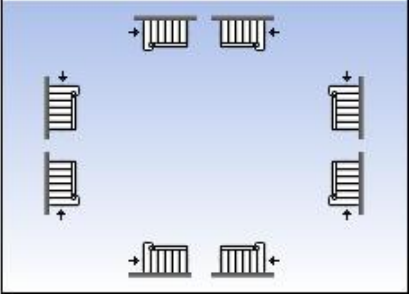







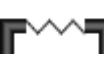
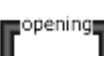

















Estate Agent Edition:






















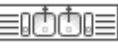










































DEA Edition:



Main Toolbar		Sub Menu	
Icon	Item / Tool	Icon	Item (shortcut keys – Windows devices only)
	Door		Single (D)
			Double (D, B)
			Patio (D, P)
			Sliding (D, S)
			Opening/Archway (D, O)
			Folding (D, F)
			Garage (D, G)
			In Arrow (D, A)
	Window		Standard (W)
			Bay (W, A)
			Bow (W, O)
			Box (W, B)
			Velux/Skylight (W, V)

	Stairs		<p>Stairs have a second submenu for each stair type (except spiral stairs) for the direction the stairs lead in. Example of second sub menu (straight stairs):</p> 
			
			
			
			
	Cupboard		Single Door (C)
			Double Door (C, D)
			Folding Door (C, F)
			Opening/Archway (C, O)
			Sliding Door (C, L)
		W	W text label (C, W)
		CPD	CPD text label (C, T)
	Radiator (text naming each symbol is visible on the menu)		Single (R)
			Double (R, D)
			Storage Heater (R, S)
			Air Vent (R, A)
			Heated Towel Rail (R, H)
			Electric Heater (R, E)
			Water / Oil Filled Radiator (R, W)
	Fireplace		Fireplace Hearth (F)
			Fireplace with Hearth (F, C)
			Fireplace no Hearth (F, N)
		FP	FP text label (F, T)
	Toilet		Toilet (T)
			Toilet – simple (T,2)
			Bidet (T, B)

	Basin (small versions available)		Standard (B), small (B, 1)
			Square (B, S), small (B, 2)
			Oval (B, O), small (B, 3)
			Corner (B, C), small (B, 4)
	Bath		Standard bath (A)
			Double end bath (A, D)
			Oval bath (A, O)
			Corner bath (A, C)
			P-shaped bath (A, P)
	Shower		Standard shower (S)
			Corner shower (S, C)
	Worktop		Worktop (O)
			Space (O, S)
	Sink		Sink (K)
			Double sink (K, D)
			Sink with 1/2 bowl (K, R)
			Double sink with 1/2 bowls (K, N)
			Butler sink (K, B)
			Double Butler sink (K, U)
	Hob		Hob – simple (H)
			Five ring hob - simple (H, F)
			Hob (H, 4)
			Five ring hob (H, 5)
			Aga (H, A)
			5 oven Aga (H, O)

	More		Measurement Arrow (M)
			Freehand wall (M, W)
			External room (M, E)
			Compass
			Add additional Room Title (M, R)
			A selection of rectangular shapes, options for fill colour line style
			Black triangle shape
			Water Cylinder
			Boiler
			Hot Water Cylinder
			Fire Exit
			Foam / Dry / Water Fire Extinguishers
			Fire Blanket
			Smoke Detector
			Circle
	EPC Menu (DEA only)		Programmer (P)
			Room stats (P, S)
			Loft Hatch (P, L)
			UFHM (P, U)
			Boiler flue (P, F)
			Boiler (P, B)
			Cylinder (P, C)
			Gas meter (P, G)
			Electric meter (P, E)
			Stop cock (P, K)
			Consumer unit (P, N)
	Splitter		Splitter (X)
	Diagonal		Diagonal (/)
	Curved Wall		Curved Wall (U)

Bottom Toolbar Reference

Estate Agent Edition:



DEA Edition:



Icon	Function (shortcut key – Windows devices only)
	Back – all unsaved data will be lost
	Undo
	Save
	Change the address for this property
	Help – version in use will be displayed when hovering over button
	Rotate plan – displays four further buttons on a submenu; rotate whole property and rotate single floor both clockwise and anti-clockwise
	Flip plan left-to-right – displays two further buttons on a submenu; flip whole plan and flip just the current floor
	Flip plan top-to-bottom – displays two further buttons on a submenu; flip whole plan and flip just the current floor
	Swap between standard view and EPC view – DEA edition only (E)
	Go down to the next / create a floor below
	Go up to the next / create a floor above
	Save progress and go to save required files

Room Toolbar



Icon	Function
	Edit title
	(Title) Hide / Show room title
	Delete Room
	Check measurements
	(Sizes) Hide / Show room title
	Size settings
	Make font larger
	Make font smaller